





**TRANSFORM
AWARDS
ANZ 2023
SYDNEY**

**ENTRY AND
INFORMATION
GUIDE**

The only awards programme to benchmark excellence in rebranding and brand development.

Now in its fourth year, the Transform Awards ANZ celebrates the very best in Australia and New Zealand's corporate, product and global brand design and strategy.

FOLLOW US

-  Transform magazine
-  transformsays
-  @transformevents
-  transform_magazine

EARLY ENTRY

Subscriber early entry deadline*

9 June 2023

Early entry deadline**

9 June 2023

FINAL ENTRY

Entry deadline

28 July 2023

Late entry deadline***

**11 August
2023**

* Subscribed to Transform magazine: Enter by 9 June 2023 to receive \$250 AUD off your total entry cost and your fifth entry free

** Not subscribed to Transform magazine: Enter by 9 June 2023 to receive \$175 AUD off your total entry cost

*** A late entry surcharge of \$195 AUD will be applied to each entry submitted after 28 July 2023. No entries will be accepted after 11 August 2023.

For more information on entry fees, visit the Fees and payments section at:

www.transformmagazine.net/awards/anz/the-awards/fees-and-payments/

CATEGORIES

CONTENT

Best use of a visual property
Best brand architecture solution
Best use of copy style or tone of voice
Best brand experience
Best use of packaging
Best wayfinding or signage
Best use of audio branding
Best use of typography
Best place or nation brand
Best expression of a brand on social media channels

PROCESS

Best external stakeholder relations during a brand development project
Best internal communications during a brand development project
Best implementation of a brand development project
Best localisation of an international brand

STRATEGY

Best creative strategy
Best brand evolution (business)
Best brand evolution (consumer)
Best brand evolution (corporate)
Best strategic or creative development of a new brand
Best development of a new brand within an existing brand portfolio
Best naming strategy (new name)
Best naming strategy (rename)

TYPE

Best corporate rebrand following a merger or acquisition
Best brand development project to reflect a change of mission, values or positioning
Best brand consolidation
Best rebrand of a digital property
Best employer brand

SECTOR

Charity, NGO or NFP
Education
Energy and utilities
Engineering and manufacturing
Farming and agricultural
Financial services
FMCG
Food and beverage
Healthcare and pharmaceutical
Industrial and basic materials
Lifestyle and wellness
Mining and extractives
Professional services
Property, construction and facilities management
Public sector
Retail sector
Sports and leisure
Technology, media and telecommunications
Transport and logistics
Travel and tourism

RECOGNITION

Brand strategist of the year
Creative director of the year
Young contender of the year

2022

Afterpay
Allkem
Canva
Fonterra Brands
(New Zealand)
Fortis
NSW Government
Nippon Paint Holdings
Sydney Children's
Hospitals Foundation
Sydney Film Festival
Toyota Motor Asia Pacific

2021

Aruma
Barren Energy
Brill Coffee
ChargeNet
Derwent Valley Council
Macquarie Group
NextSense
Pomona Distilling Co
Story Espresso
Sydney Symphony
Orchestra

2020

Australian National
Maritime Museum
Australian Red Cross
Lifeblood
AXA Investment Managers
Billy Blue College of Design
Clean Energy Finance
Corporation
Dianomi
Halaxy
Te Kupenga
West Coast Council

PREVIOUS WINNING AGENCIES INCLUDE *

Bevin Creative
Birdstone Collective
Block
Born Ugly
Brand Council
BrandOpus
Bulletproof Design Ltd
Corlette Design
Creatik
Culture&Theory
Designate
DesignStudio
DigiGround
Distil Agency
DSR Branding
ENGINEER ROOM DESIGN
CO. PTY LTD
Folk
For The People
Frost*collective
FutureBrand
Houston Group
Hundredweight
i2C Architects
Iceberg

Intent Creative
Interbrand
Jack Morton
Living Group
Ludbrook Agency
Made Agency
MassiveMusic
Nexus Designs
Pallas Group
Principals
Re:brand
SomeOne Sydney
StartsWithA
Studio Six
SunnySideUp
The Company You Keep
The Contenders
The Edison Agency
Theola
THERE
Tried&True Design
Voice®
Wunderman Thompson
XXVI

*From a list of hundreds

FEES

The cost to enter the Transform Awards is \$595 AUD for the first entry and \$395 AUD per subsequent entry.

Entrants can make use of early entry discount. Subscribers to the magazine will receive \$250 AUD off their total entry cost and their fifth entry free when submitting by 9 June 2023.

Non-subscribers will receive \$175 AUD discount off their total entry costs when submitting by 9 June 2023.

Entries submitted after the final entry deadline will be subject to a \$195 AUD surcharge. Entries will not be accepted after 11 August 2023.

AGDA members are eligible for 10% off the above entry fees. You can access this via the dedicated Enter now page for members. Once you have submitted your entries, the team will be in touch to verify your membership.

HOW TO ENTER

Entering couldn't be easier. There is an entry template provided in this document to make the entry process smoother. If you can write a 300 word synopsis of your work, you're halfway to winning a Transform Award!

For full details, head to:
transformmagazine.net/awards/anz/

If you would like additional guidance with your entries or any information please feel free to contact Tabby at tmorrison@transformmagazine.net or call +44 (0)20 3950 5356.

Entry form

Correct spelling and format of company names

One PDF per entry PDF
10MB or less

Entry summary

300 words maximum

Entry statement

800 words maximum

Supporting materials

Passwords to restricted content

Remember: If you are entering the same project into more than one category, it should be tailored accordingly.

Judges will mark down entries that are exactly the same and haven't been tailored.

This template is a guide for what to include in your entry. You may design and brand the entry and its layout however you like. It is worth noting however, that the judges prefer entries that don't have too much text on one page as it makes them easier to read.

Once your entry is complete, please upload this as one PDF document (up to 10MB), including any supporting materials and URLs to the website.

If you are entering one project into multiple categories make sure you tailor your entry to fit each category.

On the cover page for each entry you should include the details shown on the right to ensure our judges can clearly see which category you are entering and with which client.

NAME

John Smith

JOB TITLE

Account Manager

COMPANY

Cravenhill Publishing

EMAIL

john.smith@transformawards.com

PHONE

+44 20 1234 4321

ENTERING COMPANY

Transform Awards

INVOICE ADDRESS

Transform Awards
London Street
London
SW4 6DH

CLIENT NAME

Transform Awards' Client

CATEGORY ENTERED

Best use of a visual property

NB : The names provided on your submission will be used on all written references – the shortlist, winners book, trophies etc. Please check spelling, capitalisation and any punctuation are all correct.

ENTRY SUMMARY

Your entry summary is used to brief the judges. It should be a concise 300 – word synopsis of your work, the category entered and why.

Your summary should include:

1. The project's relevance to the category* it is being entered into.
2. Budget – this is optional. Judges have found it useful in previous programmes to determine the scale of the project.

*If you feel your work is a perfect candidate and strong contender for more than one category, the summary should be tailored accordingly.

ENTRY STATEMENT

Your entry statement should be written in 800 words or less. The most successful companies entering the Transform Awards have a clear narrative in their entry statement.

Your entry should clearly tell your story with details of why the brand work was needed, how the strategy was developed and implemented and how the results fit the initial objectives.

Entries for the creative categories should include details, analysis or background on how the visual components of the work were developed and why they were used. Entries for the strategic led categories should focus on the communications of the brand.

On the next page we have listed some points on how to expand on each area.

Feel free to contact Tabby at tmorrison@transformmagazine.net or call +44 (0)20 3950 5356 for any more information or help with your entry.

INDUSTRY CONTEXT

We advise that your entry statement should cover the following sections:

Describe the market or industry context and where your brand/organisation fits into the given environment. This helps the judges put the work into context.

CHALLENGES

Setting out the challenges and objectives for the judges helps them understand the way the project developed.

- What prompted the work?
- What brief and criteria did it need to fill?
- What other factors and issues led to it?
- What were the objectives for the project?
- What did you want to achieve from development of the brand?

STRATEGY

Explaining the strategy helps the judges understand how the project and brand were developed. The narrative for your strategy should link to your brand's objectives and goals.

- What is the target audience?
- Where did the idea/concept come from?
- What research did you conduct and incorporate?
- What led to the design approach?
- Were there any unforeseen problems? If so, how did you overcome them?
- How did you implement the strategy?

CREATIVITY AND INNOVATION

Explain how the work met or exceeded the client's expectations

- Did it trigger a reaction from/connection to the target audience?
- Was the work comprehensive – did it work across all the relevant platforms?
- Did it display innovation and originality in its looks and feel, tone of voice, or method of distribution?

RESULTS

Indicate how the results met the business objectives.

- What was the outcome?
- Did you achieve what you set out to?
- Did you exceed expectations?

Results can be quantitative or qualitative. Where relevant, judges find the ROI on the work useful.

SUPPORTING MATERIALS

Supporting materials may be included within your submission to help the judges evaluate your entry. For all rebrand projects ensure you include examples from before and after for the judges to see how the brand has developed. All materials should be accompanied by a brief caption explaining them.

The supporting materials are limited to two pages of written materials and three pages of images.

MATERIALS MAY INCLUDE:

1. Reviews
2. Testimonials
3. Media coverage
4. Additional project credits or third party contribution.
5. Graphs and tables – Include details of the results and why they're relevant.
6. Videos – If possible, please provide a link to view the video content online. Please note, videos that exceed the recommended length of three minutes may not be viewed in their entirety.
7. Links – You can supply up to three relevant URLs in addition to any video links. Please provide passwords where access to links is restricted.

Although including supporting material is not compulsory, if it is included effectively it can make the merits of the entry more immediately apparent to the judging panel. Supplying links can help you remain within the file size limit.

ENTRY STATEMENT

State why the candidate should be awarded Brand strategist/Creative director/Young contender of the year. If you are applying on behalf of a candidate, state why you are proposing this person. Why do they/you deserve to be announced as a winner? (200 words)

Please outline key achievements that will help you or the person you're proposing stand out against their peers. The judges will want to know how you/they have gone about your achievements. (200 words)

Please include any key endorsements or statements from clients or colleagues. Please note that we may use these comments in the winners' supplement. (Maximum 400 words)

What do you think you or the candidate proposed would gain from being awarded a Transform special recognition award? (200 words)

What do you or does the candidate want to achieve in the future? Personal or career goals? (200 words)

SUPPORTING MATERIALS

Please include a description of a project or evidence of your/their excellence written either as a short 200-word case study or submitted as supplementary material (i.e., imagery)

Feel free to contact Tabby at tmorrison@transformmagazine.net or call +44 (0)20 3950 5356 for any more information or help with your entry.

**WHAT IS THE TIME FRAME FOR ELIGIBLE WORK?
CAN I ENTER WORK FROM LAST YEAR?**

The time frame for eligible work is ordinarily 18 months previous to the final deadline. Please refer to the eligibility and rules section on the Transform magazine website for more details and specific dates.

THE PROJECT I AM ENTERING WAS COMPLETED IN-HOUSE. CAN I STILL ENTER?

Yes.

MY CLIENT IS BASED OUTSIDE OF THE AWARDS REGION. AM I STILL ELIGIBLE TO PARTICIPATE?

Yes – providing you have an office or are based in the region in which the awards is being held, the location of the project's focus can be anywhere in the world.

CAN I ENTER MORE THAN ONE CATEGORY? IF SO, DO I NEED TO SUBMIT MORE THAN ONE PDF?

There is no limit to the number of categories that can be entered. If multiple categories are being entered, multiple PDFs must be submitted. As our entry form only allows one PDF to be entered at a time, you will need to go back and resubmit the form, making sure to change the category field. Although not compulsory, we strongly recommend tailoring each submission according to the category being entered.

I'M NOT SURE WHICH CATEGORY TO ENTER. HOW SHALL I DECIDE?

If you are struggling to categorise your project, please contact the events team on +44 (0)20 3950 5356, or email Tabby at tmorrison@transformmagazine.net

HOW CAN I ENSURE THAT BUDGETS DISCLOSED ON THE ENTRY WILL REMAIN CONFIDENTIAL?

Don't worry – as long as you clearly mark the entry where relevant letting us know that you do not wish information on certain budgets (or any other information) to be shared, we will ensure that all such information is kept strictly confidential.

IS IT OK IF THE WORD COUNT IS EXCEEDED?

The word count is set as a guide – exceeding it slightly will not be penalised. However, considering the volume of material read by the judges, a more concise and collected approach to ensure your entry stands out is advised.

HOW SHOULD I INCLUDE MY SUPPORTING MATERIALS?

All supporting materials should be included within the document. If you wish to include videos, please add a hyperlink to it in your PDF entry, rather than embedding the video itself. Embedded videos can often increase the size of your entry so that it is over the 10MB limit. Besides the supporting materials included within your PDF entry, no other separate materials are required.

CAN I ONLY INCLUDE IMAGES IN THE SUPPORTING MATERIALS SECTION?

Your submission can be designed and branded as you wish. Previous submissions have included imagery alongside the entry summary and statement to add to the entry narrative. At the end of the entry, further imagery can be included in the supporting materials section to showcase the project. We ask that you limit the pages of images, as our judges have a large number of submissions to go through, so be concise, clear and make sure what you are sharing is relevant.

ON THE 'ENTER NOW' SECTION OF THE WEBSITE, WHAT IS THE DIFFERENCE BETWEEN THE FIELDS 'COMPANY' AND 'ENTERING COMPANY?'

Often, agencies enter their clients into our awards (i.e. company = agency, entering company = client). If this does not apply to you and you are entering independently, simply fill in both fields with your company name.

CAN PREVIOUS ENTRIES BE SENT TO POTENTIAL ENTRANTS?

As per our rules section on the Transform magazine website, we cannot send out previous entries as they may contain sensitive and/or confidential material and figures that cannot be disclosed.

IS THERE A COST TO ENTER?

Yes. Rates are available on the Fees and payments page on the Transform magazine website. There are also discount rates available for charities and early entry discount for those who enter before a certain date.

WHY WON'T MY ENTRY SEND?

If you are receiving an error message telling you that supporting materials are required, perhaps you have exceeded the 10MB size limit or your file is not a PDF. If your entry is within the size limit but you are still receiving that error message, contact our office on +44 (0)20 3950 5356.

HOW DO I PAY FOR MY ENTRIES?

After you submit your entry, you will be prompted to pay via PayPal (owning an account is not necessary to complete payment).

If an alternative payment method is preferred, please contact our office on +44 (0)20 3950 5356 of our team can explain other payment options.

I WANT TO ENTER MORE ENTRIES AT A LATER DATE, HOW DO I GET THE REDUCED ENTRY COST?

Entries submitted at a later date are charged at the additional entry cost, however, please note that our payment gateway will not bring up this rate. Please call the team on +44 (0)20 3950 5356 to pay by card over the phone (we do not accept AMEX over the phone) or let us know if you would like to be invoiced.

